




X300 MINI

300w Output 16–24v Input DC–DC ATX Power Supply

SPECIAL FEATURES

- ✧ Silent and Smart PSU [S²PSU]
- ✧ Operates at Wide Range Input Voltage [16V–24V]
- ✧ High Efficiency [>90%]
- ✧ 8–Bit Microcontroller Inside with Intelligent Control
- ✧ Highly Reliable Electrolytic Capacitors
- ✧ OCP, OVP, and OTP
- ✧ Heatsink Included
- ✧ SFX Power Supply Size Compatible




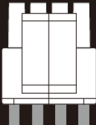
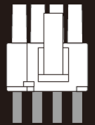


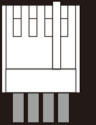
DC INPUT

Model	DC Input Voltage	DC Jack	DC Input Cable Length
X300 MINI	16V–24V (OVP at 24V)	7.4mm x 5.0mm	420mm

POWER DISTRIBUTION

Model	+3.3V	+5V	+5Vsb	+12V	–12V	Total Power
X300 MINI	12A	12A	2A	16A	0.1A	300W
	39W	60W	10W	192W	1W	

WIRE & CONNECTOR CONFIGURATION

Model	Connector						
		Main Power (20P+4P) 350mm	EPS 12V (4P+4P) 400mm	PCI-E (6P+2P) 400mm	SATA 300mm	Peripheral (4P)	FDD (4P)
X300 MINI		1	1	1	3	1	0

DIMENSION

