



X300

300w Output 16–24v Input DC–DC ATX Power Supply

SPECIAL FEATURES

- ✦ Silent and Smart PSU [S²PSU]
- ✦ Operates at Wide Range Input Voltage [16V–24V]
- ✦ High Efficiency [>90%]
- ✦ 8–Bit Microcontroller Inside with Intelligent Control
- ✦ Highly Reliable Electrolytic Capacitors
- ✦ OCP, OVP, and OTP
- ✦ Heatsink Included




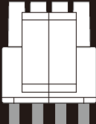
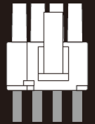


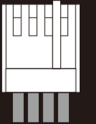
DC INPUT

Model	DC Input Voltage	DC Jack	DC Input Cable Length
X300	16V–24V (OVP at 24V)	7.4mm x 5.0mm	420mm

POWER DISTRIBUTION

Model	+3.3V	+5V	+5Vsb	+12V	–12V	Total Power
X300	12A	12A	2A	16A	0.1A	300W
	39W	60W	10W	192W	1W	

WIRE & CONNECTOR CONFIGURATION

Connector						
Model	Main Power (20P+4P) 350mm	EPS 12V (4P+4P) 400mm	PCI-E (6P+2P) 400mm	SATA 300mm	Peripheral (4P)	FDD (4P)
X300	1	1	1	3	1	0